


NATIVE AMERICAN PROJECT & RUBRIC

Fourth & Fifth Grade

Created by: Joanne Warner






Research Notes



Students began their research using a trifold 12 x 18 piece of construction paper and sticky notes. They were given a main topic for each paragraph and 3 subheadings. Students were directed to use blue sticky notes for paragraph notes #1, yellow for paragraph #2, and pink for paragraph #3. Student wrote their main idea/topic sentence on the side of each section. Students were only allowed to record information in bullet point format, so they wouldn't be tempted to just copy the research. This forced them to write their own sentences when constructing their paragraphs.



Main Idea/Topic Sentence

The student's research notes are organized into three panels, each with a main topic and three subheadings. The notes are written on sticky notes and include handwritten main idea/topic sentences on the side of each section.

Paragraph #1: Basic Facts

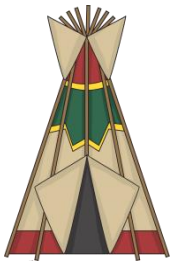
- Location**
 - East of The Great Lakes and Mississippi
 - What is now N.Y.
 - Canada
 - North Carolina
- Shelter**
 - longhouses
 - a rectangular house covered with elm bark
- Clothing**
 - bear and beaver skin
 - breechcloths
 - moccasins
 - beaded tiaras
 - fancy beadwork
 - traditional Iroquois dresses

Paragraph #2: Protection & Providing

- Food**
 - raised crops
 - fished in streams
 - maple syrup
 - bison and deer
 - nuts and roots for winter
- Animals**
 - bison and deer
 - elk
 - fish
 - bear + beaver
- Weapons**
 - guns
 - bowstarrons
 - knives
 - spears
 - tomahawks
 - war club
 - shields

Paragraph #3: Interesting Facts


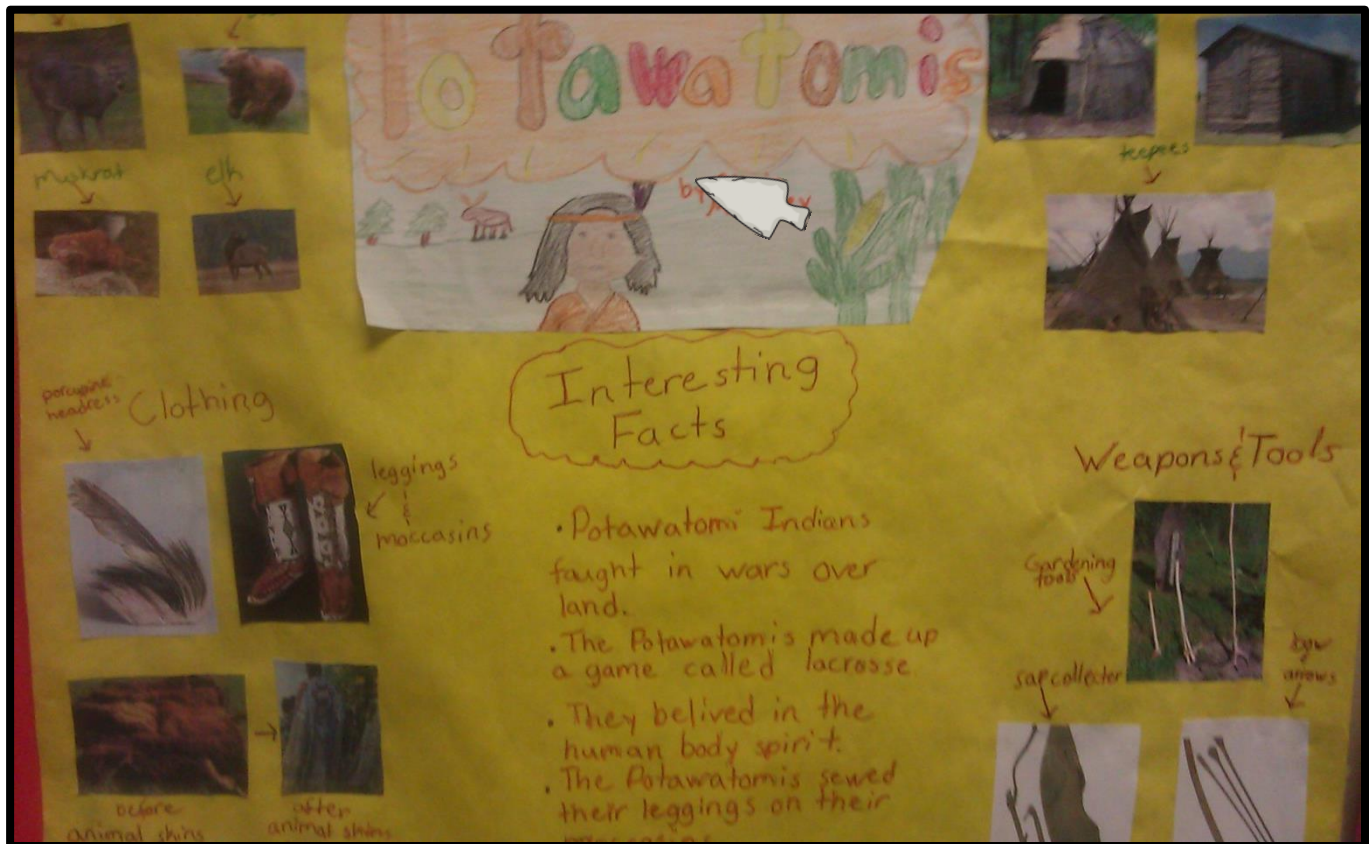
- Interesting Facts**
 - Traded with other tribes
 - The Men sent women and children back to the site.
- Interesting Facts**
 - Became most feared
 - Shawnee Lacrosse
 - Killed one hundred twenty Shawnee warriors
- Interesting Facts**
 - Made many raids to Indian
 - Ate the bodies of burned warriors for bravery



Poster Examples



Students were expected to create a poster of the Native American tribe they researched. The poster must include the pictures and/or information about shelter, clothing, weapons or tools, animals and food.





Native American Rubric



Research Notes (20 points)

- Cover Complete with Tribe & Student Name
- Sticky notes complete with bulleted facts

Above Average	Average	Needs more effort
20-17points	16-13 points	13-0 points



Native American Report (30 points)

- Title
- 3 Information paragraphs ~ indented
- 3 Main idea/intro. Sentences
- Supporting Detail Sentences for each paragraph
- Accurate facts - researched
- Correct grammar – capitals and ending marks
- Spelling grade level correctness
- Neatness – spacing and legible

Above Average	Average	Needs more effort
30-25points	24-18 points	17-0 points



Visual Display - Poster (25 points)

- Tribe Name & Picture of Tribe
- Picture of shelter, food, weapons, etc.
- Labels or (captions) for each picture
- Name of Student
- Neatness ***Do not put report or Internet text on poster.**

Above Average	Average	Needs more effort
25-22points	21-18 points	17-0 points



Final Grade ____/75points ____

NATIVE AMERICAN PROJECT & RUBRIC

Fourth & Fifth Grade

Thank you for your download.

Created by: Joanne Warner

Visit my Website: www.mrswarnerarlington.weebly.com

Graphics, Lettering, & backgrounds by:

